

**LIBRARY BOARD OF TRUSTEES WORKSHOP MEETING AGENDA
WEDNESDAY, FEBRUARY 28, 2018
3:00 P.M.— 5:00 P.M.**

**Spanish Springs Library
7100A Pyramid Lake Hwy
Sparks, NV 89436**

PURSUANT TO NRS 241.020, THE AGENDA FOR THE TRUSTEES MEETING HAS BEEN POSTED AT THE FOLLOWING LOCATIONS: WASHOE COUNTY COURTHOUSE, WASHOE COUNTY ADMINISTRATION BUILDING, DOWNTOWN RENO LIBRARY, INCLINE VILLAGE LIBRARY, NORTH VALLEYS LIBRARY, NORTHWEST RENO LIBRARY, SIERRA VIEW LIBRARY, SOUTH VALLEYS LIBRARY, SPANISH SPRINGS LIBRARY AND SPARKS LIBRARY. FURTHER, IN COMPLIANCE WITH NRS 241.010, THIS NOTICE HAS BEEN POSTED ON THE OFFICIAL WEB SITE FOR THE WASHOE COUNTY LIBRARY SYSTEM AT www.washoecountylibrary.us; and <https://notice.nv.gov>.

SUPPORT DOCUMENTATION FOR ITEMS ON THE AGENDA PROVIDED TO THE LIBRARY BOARD OF TRUSTEES IS AVAILABLE TO MEMBERS OF THE PUBLIC AT THE DOWNTOWN RENO LIBRARY ADMINISTRATION OFFICE, 301 SOUTH CENTER STREET, RENO, NEVADA AND MAY BE OBTAINED BY CONTACTING TAMI GASTON AT 327-8343 OR tgaston@washoecounty.us. WE ARE PLEASED TO MAKE REASONABLE ACCOMMODATIONS FOR MEMBERS OF THE PUBLIC WHO ARE DISABLED AND WISH TO ATTEND MEETINGS. IF YOU SHOULD REQUIRE SPECIAL ARRANGEMENTS FOR ANY TRUSTEE MEETING, PLEASE CONTACT OUR OFFICE AT 327-8341 24 HOURS PRIOR TO THE DATE OF THE MEETING.

THE LIBRARY BOARD CAN DELIBERATE OR TAKE ACTION ONLY IF A MATTER HAS BEEN LISTED ON AN AGENDA PROPERLY POSTED PRIOR TO THE MEETING. DURING THE PUBLIC COMMENT PERIOD, SPEAKERS MAY ADDRESS MATTERS LISTED OR NOT LISTED ON THE PUBLISHED AGENDA. THE OPEN MEETING LAW DOES NOT EXPRESSLY PROHIBIT RESPONSES TO PUBLIC COMMENTS BY THE BOARD. HOWEVER, RESPONSES FROM TRUSTEES TO UNLISTED PUBLIC COMMENT TOPICS COULD BECOME DELIBERATION ON A MATTER WITHOUT NOTICE TO THE PUBLIC. ON THE ADVICE OF LEGAL COUNSEL AND TO ENSURE THE PUBLIC HAS NOTICE OF ALL MATTERS THE TRUSTEES WILL CONSIDER, TRUSTEES MAY CHOOSE NOT TO RESPOND TO PUBLIC COMMENTS, EXCEPT TO CORRECT FACTUAL INACCURACIES, ASK FOR LIBRARY STAFF ACTION OR TO ASK THAT A MATTER BE LISTED ON A FUTURE AGENDA. THE BOARD MAY DO THIS EITHER DURING THE PUBLIC COMMENT ITEM OR DURING THE FOLLOWING ITEM: "BOARD COMMENT – LIMITED TO ANNOUNCEMENTS, STRATEGIC PLAN ACTIVITY UPDATES OR ISSUES PROPOSED FOR FUTURE AGENDAS AND/OR WORKSHOPS."

THE BOARD OF LIBRARY TRUSTEES CONDUCTS THE BUSINESS OF THE WASHOE COUNTY LIBRARY SYSTEM DURING ITS MEETINGS. THE PRESIDING OFFICER MAY ORDER THE REMOVAL OF ANY PERSON WHOSE STATEMENT OR OTHER CONDUCT DISRUPTS THE ORDERLY, EFFICIENT OR SAFE CONDUCT OF THE MEETING. WARNINGS AGAINST DISRUPTIVE COMMENTS OR BEHAVIOR MAY OR MAY NOT BE GIVEN PRIOR TO REMOVAL. THE VIEWPOINT OF A SPEAKER WILL NOT BE RESTRICTED, BUT REASONABLE RESTRICTIONS MAY BE IMPOSED UPON THE TIME, PLACE AND MANNER OF SPEECH. IRRELEVANT AND UNDULY REPETITIOUS STATEMENTS AND PERSONAL ATTACKS WHICH ANTAGONIZE OR INCITE OTHERS ARE EXAMPLES OF SPEECH THAT MAY BE REASONABLY LIMITED.

THE LIBRARY BOARD OF TRUSTEES MAY TAKE AGENDA ITEMS OUT OF ORDER, CONSIDER TWO OR MORE ITEMS IN COMBINATION, REMOVE ONE OR MORE ITEMS FROM THE AGENDA OR DELAY DISCUSSION ON AN ITEM.

The Board of Trustees may take action only on the items below that are preceded by the words "For Possible Action." The Board will not take action on any other items.

- 1) Roll Call
- 2) Public Comment and Discussion Thereon – Three Minute Time Limit Per Person
No discussion or action may be taken upon any matter raised under this public comment section until the matter has been specifically included on an agenda.
- 3) *For Possible Action:* Review of Current Tracking Methods For Monthly Board Statistics including Reports on Library Programming and Attendance, Check outs, Library Visits, Meeting Room Usage and Other Library Related Reports, and Statistical Information reported to the State for the Bibliostat Survey; and Presentation of Library Statistics reported to the Library Board Monthly and Discussion of Potential Metrics Presentations of Metrics Reported Monthly or Quarterly as Determined by the Trustees
- 4) *For Possible Action:* Review of Library Budget Allocations to include General Fund Allocations, Expansion Fund Allocations and Gift Fund Tracking and Expenditures
- 5) *For Possible Action:* Identification of Available Community Resources and Agencies in a Position to Begin Creation of a Washoe County Library Foundation for Library Fundraising and Library Advocacy Purposes
- 3) Board Comment – Limited to Announcements, Strategic Plan Activity Updates or Issues Proposed for Future Agendas and/or Workshops
- 4) Staff Comment – Three Minute Time Limit Per Person
No discussion or action may be taken upon any matter raised under this public comment section until the matter has been specifically included on an agenda.
- 5) Public Comment and Discussion Thereon – Three Minute Time Limit Per Person
No discussion or action may be taken upon any matter raised under this public comment section until the matter has been specifically included on an agenda.
- 6) Adjournment

Washoe County Library System

Systemwide Monthly Library Usage Statistics Report Fiscal Yrs 2016-2017/2017-2018

Washoe County Library System	Checkouts			Reference			Patron Computer Use			Library Visits			Digital Visits		
	2016 - 2017	2017 - 2018	% Change	2016 - 2017	2017 - 2018	% Change	2016 - 2017	2017 - 2018	% Change	2016 - 2017	2017 - 2018	% Change	2016 - 2017	2017 - 2018	% Change
July	164,272	165,475	0.73%	23,910	19,617	-17.95%	20,228	14,600	-27.82%	92,084	90,537	-1.68%	199,582	174,972	-12.33%
August	167,937	168,085	0.09%	25,481	27,170	6.63%	19,942	19,433	-2.55%	103,611	103,416	-0.19%	235,008	212,446	-9.60%
September	164,949	161,206	-2.27%	26,409	18,909	-28.40%	20,426	15,863	-22.34%	94,506	97,303	2.96%	208,290	203,286	-2.40%
October	169,212	159,134	-5.96%	25,081	20,708	-17.44%	18,475	16,525	-10.55%	107,178	97,761	-8.79%	208,979	173,340	-17.05%
November	162,418	151,108	-6.96%	21,146	17,238	-18.48%	13,420	14,888	10.94%	82,129	73	-99.91%	176,872	168,585	-4.69%
December	150,576	150,842	0.18%	18,316	16,335	-10.82%	13,932	15,702	12.70%	77,749	61	-99.92%	182,954	156,313	-14.56%
January	162,069	172,901	6.68%	19,255	21,683	12.61%	18,260	17,396	-4.73%	82,503	56	-99.93%	182,692	176,484	-3.40%
February	160,568	0	0	21,500	0	0	16,121	0	0	81,118	0	0	182,258	0	0
March	176,437	0	0	22,884	0	0	18,619	0	0	94,623	0	0	191,689	0	0
April	166,349	0	0	21,262	0	0	17,375	0	0	86,728	0	0	182,768	0	0
May	161,903	0	0	18,116	0	0	15,955	0	0	86,397	0	0	179,679	0	0
June	159,020	0	0	21,180	0	0	17,988	0	0	94,165	0	0	173,483	0	0
Totals	1,965,710	1,128,751	-1.11%	264,540	141,660	-11.24%	210,741	114,407	-8.24%	1,082,791	389,206	-39.16%	2,304,254	1,265,426	-9.25%
Totals to Date	1,141,433			159,598			124,683			639,760			1,394,377		
# of Programs	Program Attendance			# of Outreach			Outreach Attendance								
	2016 - 2017	2017 - 2018	% Change	2016 - 2017	2017 - 2018	% Change	2016 - 2017	2017 - 2018	% Change	2016 - 2017	2017 - 2018	% Change			
July	280	285	1.79%	6,492	6,027	-7.16%	6	9	50.00%	421	549	30.40%			
August	259	327	26.25%	6,354	7,886	24.11%	26	21	-19.23%	853	1,723	101.99%			
September	316	303	-4.11%	7,851	6,748	-14.05%	22	21	-4.55%	1,053	1,103	4.75%			
October	284	290	2.11%	10,797	9,236	-14.46%	13	19	46.15%	1,575	2,846	80.70%			
November	367	268	-26.98%	5,598	5,977	6.77%	17	26	52.94%	1,114	1,734	55.66%			
December	232	291	25.43%	6,364	5,722	-10.09%	17	22	29.41%	935	610	-34.76%			
January	232	296	27.59%	4,325	5,314	22.87%	17	15	-11.76%	815	396	-51.41%			
February	289	0	0	6,266	0	0	31	0	0	1,304	0	0			
March	325	0	0	8,327	0	0	19	0	0	1,441	0	0			
April	312	0	0	9,435	0	0	23	0	0	2,752	0	0			
May	327	0	0	7,329	0	0	41	0	0	2,374	0	0			
June	323	0	0	7,540	0	0	20	0	0	810	0	0			
Totals	3,546	2,060	4.57%	86,678	46,910	-1.82%	252	133	12.71%	15,447	8,961	32.44%			
Totals to Date	1,970			47,781			118			6,766					

NOTE: DUE TO THE INSTALLATION OF THE BIBLIOTHECCA SYSTEM AND SYSTEM BUGS BEING WORKED OUT, CHECKOUTS MAY NOT BE ACCURATE AND GATE COUNTS HAVE BEEN AVERAGED FOR OCT.

NOTE: Due to issues with the new gates, counts for Library Visits are not available for November, December or January (except for Gerlach)

**PLEASE NOTE:
CHECKOUT TOTALS
a. Reflect only public hours for Partnership Libraries
b. Do not reflect Gerlach or Collection Development

Washoe County Library System

Monthly Statistics Report for Fiscal Year 2017-2018

For The Month Of: **JANUARY**



BRANCH ACTIVITY	Checkouts		Reference		Patron Computer Use		Library Visits		Miscellaneous						
	# checkouts	YTD	Count	YTD	# signups	YTD	# visits	YTD	Digital Visits	YTD	Database Usage	YTD	Social Media Adult	YTD	Read & Share
Digital Branch	36,957	243,772							176,484	1,265,426	12,704	68,199	29,104	230,193	
Duncan/Traner	329	1,802	166	1,213	0	1,690	N/A	4,480							0
Gerlach	114	779					56	413							
Incline	4,794	34,411	877	7,669	399	2,749	N/A	20,745							602
North Valleys	11,404	74,042	0	0	779	5,991	N/A	46,055							0
Northwest	22,073	142,878	3,340	24,651	1,753	11,094	N/A	55,140							800
Reno	17,127	107,950	1,717	10,486	4,409	29,665	N/A	49,266							198
Senior Center	1,537	8,622	257	1,986	910	6,543	N/A	14,505							0
Sierra View	16,484	113,342	3,068	25,971	3,444	20,543	N/A	42,224							245
South Valleys	26,634	165,432	3,214	19,250	832	5,458	N/A	61,172							1,060
Spanish Springs	14,599	99,146	2,435	13,966	1,032	7,499	N/A	41,880							0
Sparks	20,462	135,455	4,830	34,176	3,832	23,146	N/A	51,664							1,309
Verdi	387	1,120	1,779	2,292	6	29	N/A	1,662							0
Total:	172,901	1,128,751	21,683	141,660	17,396	114,407	56	389,206	176,484	1,265,426	12,704	68,199	29,104	230,193	4,214

PROGRAMS/ OUTREACH	# of Programs				Program Attendance				# of Outreach				Outreach Attendance			
	Adult		Youth		Adult		Youth		Adult		Youth		Adult		Youth	
	# adult	YTD	# youth	YTD	# adult	YTD	# youth	YTD	# adult	YTD	# youth	YTD	# adult	YTD	# youth	YTD
Digital Branch																
Duncan/Traner	3	12	16	114	9	29	82	753	0	0	0	0	0	0	0	0
Gerlach																
Incline	2	30	12	117	5	437	128	2,659	0	6	3	15	0	305	31	1,031
North Valleys	3	39	23	164	28	301	290	6,213	0	0	0	10	0	0	0	2,107
Northwest	7	53	24	144	122	783	935	6,862	0	0	0	3	0	0	0	215
Reno	7	59	13	81	98	405	135	1,236	1	8	0	4	74	140	0	203
Senior Center	0	0	0	0	0	0	0	0	0	2	0	0	0	0	0	0
Sierra View	5	35	31	210	94	1,139	355	2,819	0	1	7	30	0	216	152	945
South Valleys	17	92	47	234	261	1,640	1,330	8,094	0	6	2	10	0	176	75	361
Spanish Springs	9	68	26	301	139	801	670	7,961	0	0	2	21	0	0	64	2,437
Sparks	15	83	31	199	88	671	517	3,604	0	1	0	15	0	118	0	622
Verdi	0	0	5	25	0	0	28	503	0	0	0	1	0	0	0	85
Total:	68	471	228	1,589	844	6,206	4,470	40,704	1	24	14	109	74	955	322	8,006

Administration Outreach 1 7 0 3 10 565 0 354

Note: Digital Branch includes ebooks, audiobooks, magazine checkouts

Duncan Traner & Verdi reflect public hours only

Gerlach reflects both public and school hours

NOTE: Due to issues with the new gates, counts for Library Visits are not available for January (except for Gerlach)

Washoe County Library System						
Monthly Statistics By Branch / Cumulative By Month / Resulting In Yearly Total – Thru January						
	Meeting Room Use					
	2016-2017	2017-2018	% Change	2016-2017	2017-2018	% Change
	# of Meetings	# of Meetings	# of Meetings	Attendance	Attendance	Attendance
Administration Outreach						
Digital Branch						
Duncan/Traner	0	0	0.00%	0	0	0
Gerlach						
Incline	32	23	-28.13%	319	424	32.92%
North Valleys	0	0	0	0	0	0
Northwest	39	43	10.26%	497	532	7.04%
Reno	67	25	-62.69%	1,337	287	-78.53%
Senior Center	0	0	0	0	0	0
Sierra View	25	23	-8.00%	441	522	18.37%
South Valleys	154	162	5.19%	3,084	2,916	-5.45%
Spanish Springs	73	80	9.59%	1,351	1,513	11.99%
Sparks	41	38	-7.32%	1,022	613	-40.02%
Verdi	0	0	0	0	0	0
Totals	431	394	-8.58%	8,051	6,807	-15.45%

****PLEASE NOTE:**

CHECKOUT TOTALS

- a. Reflect only public hours for Partnership Libraries
- b. Do not reflect Gerlach or Collection Development

Washoe County Library System 2017 Nevada Public Library Survey

Survey Dates #0.1-0.2

0.1	Report period start date	7/1/2016
0.2	Report period end date	6/30/2017

Identification #1.1-1.15

For more information on any question, please click on its question number. Please also consult instructions via the menu bar. Data in fields shaded in gray cannot be changed.

1.1	LIB ID	NV0025
1.2	Library name	WASHOE COUNTY LIBRARY SYSTEM
1.3	Street address	301 S. CENTER ST.
1.4	Mailing address	PO BOX 2151
1.5	City	RENO
1.6	Zip code (mailing address)	89505
1.8	Telephone number (enter numbers without punctuation or spacing)	(775) 327-8341

Answer Questions 1.10-1.13 only if someone other than the Director is completing the survey.

1.10	Person completing survey	Tamara Gaston
1.11	Email address of person completing survey	tgaston@washoecounty.us
1.12	Telephone number of person completing survey	
1.13	Extension number	
1.14	Director's name	Jeff Scott
1.15	Director's email address	jscott@washoecounty.us

General Information #2.1-2.7

Review and/or update branch profiles in Section 15-Outlet Data.

2.1	Population of legal service area	448,316
2.2	Number of registered users	259,094
2.3	Date of last patron record purge	12/31/2007
2.4	Number of central libraries (Report "0" or "1")	1
2.5	Number of branch libraries	11
2.6	Number of bookmobiles	0
2.7	Number of other outlets	0

Paid Staff #3.1-3.6

Report all responses as Full-Time Equivalents (FTE). Calculate FTE based on 40 hours per week. Report all paid positions as of June 30, 2017. Include all positions funded in the library's budget whether those positions are filled or not. To calculate FTE, divide the total number of hours worked in one week by all employees in a category by 40 hours, or divide the total number of hours worked in one year by all employees in a category by 2,080 hours.

3.1	Librarians with an ALA-MLS (FTE)	14
3.2	Certified Librarians (FTE)	2
3.3	Others holding the title of Librarian (FTE)	11

3.4	Total Librarians (FTE) (3.1 + 3.2 + 3.3)	27.00
3.5	Other paid staff (FTE)	82
3.6	Total paid employees (FTE) (3.4 + 3.5)	109.00

Volunteers #3.7-3.8

3.7	Total number of volunteers	115
3.8	Total number of volunteer hours	9,099

Library Collection #4.1-4.11

This section collects information on selected types of materials (not microforms, scores, maps, and pictures). Report holdings as of June 30, 2017.

Report number of unique titles for downloadable audio and video. Report number of units, including duplicates, for all other categories. Click on a question number for more information.

4.1	Print materials	370,567
4.2	Electronic Books (E-Books)	16,978
4.3	Audio - Physical Units	25,583
4.4	Audio - Downloadable Units	7,595
4.5	Video - Physical Units	47,020
4.6	Video - Downloadable Units	0

Licensed Databases

Report number of licensed databases acquired through payment by the library or by formal agreement with the State Library or a cooperative agreement within the state or region.

4.7	Via local/other cooperative agreements	12
4.8	Via state (state government or State Library)	47
4.9	Total number of databases (4.7 + 4.8)	59
4.10	Other library materials (microforms, scores, maps, pictures)	1
4.11	Current print serial subscriptions	555

Services #5.1-5.23

5.1	Number of public service hours per year (Sum of 15.12 from outlet data)	21,244.00
-----	--	-----------

Report actual yearly values if available or obtain a count for a typical week (see instructions) and multiply by the number of weeks per year the library was open.

5.2	Total reference transactions	264,540
5.3	Total library visits	1,094,221

Library Programs

Read the definition of "program" in instructions for Question 5.4.

Count all programs whether held on- or off-site, that are sponsored or co-sponsored by the library. Count each program in a series. For example, a story hour offered once a week for 8 weeks should be counted as 8 programs. Exclude activities delivered one-to-one, such as tutoring or services for the homebound.

5.4	Number of children's programs (for ages 11 and under)	2,622
5.5	Number of YA programs (for ages 12 through 18)	9

5.6	Number of adult programs (for ages 19 and over)	914
5.7	Total number of library programs (5.4 + 5.5 + 5.6)	3,545

When reporting attendees, count the entire audience including adults who attend programs intended primarily for children or young adults. For example, a children's program attended by 10 children and 10 adults had an attendance of 20.

5.8	Children's program attendance (all audience members)	56,274
5.9	YA program attendance (all audience members)	218
5.10	Adult program attendance (all audience members)	30,050
5.11	Total program attendance (5.8 + 5.9 + 5.10)	86,542

Program Partners

5.12	Of the programs reported above, how many were literacy-focused programs (e.g., story hours, summer reading programs, etc.)	1,748
------	--	-------

5.13	Did you partner with your local school district or other local organizations in developing or providing any literacy-focused programs or services during this reporting period?	Yes
------	---	-----

5.14	If so, list literacy-focused partner organizations here:	PAWS to read, Washoe County School District (WCSD), WCSD Parent University/Family Engagement, WCSD National Association for the Education of Young Children (NAEYC), Northern Nevada Literacy Center, Children's Cabinet, Nevada Dept of Education, WCSD Early
------	--	--

5.15	Of the programs reported above, how many were related to school attainment such as after school programs, homework support, etc.?	0
------	---	---

5.16	Did you partner with your local school district or other local organizations in developing or providing any literacy-focused programs or services during this reporting period?	No
------	---	----

5.17	If so, list any school attainment partner organizations:	0
------	--	---

5.18	Of the programs reported above, how many were related to workforce or economic development (e.g., job/career services, small business services, etc.?)	0
------	--	---

5.19	Did you partner with any local organizations in developing or providing workforce or economic development-based library programs or services during this reporting period?	No
------	--	----

5.20	If so, list workforce/economic development partners here:	
------	---	--

- 5.21 Of the programs reported above, how many were focused on digital literacy (e.g. technology tools and instruction, content creation, online safety, searching and evaluating online resources?) 4
- 5.22 Did you partner with any organizations outside the library in developing or presenting digital literacy programming? Yes
- 5.23 If so, list digital literacy partners here: 4 types of programs: DeLaMare Science&Engineering provided staff training to essential hosting coding camps. NCLab provides training/instruction on using their platform to teach coding. Computer classes and Tech Caf  provided by Library personnel

Access Services #6.1-6.13

6.1	Physical Item Circulation	1,601,303
6.2	Circulation of children's materials	568,520
6.3	Use of Electronic Materials	373,594
6.4	Loan period of general collection	21
6.5	Total Circulation (6.1 + 6.3)	1,974,897
6.6	Successful Retrieval of Electronic Information	116,979
6.7	Electronic Content Use (6.3 + 6.6)	490,573
6.8	Total Collection Use (6.1 + 6.3 + 6.6)	2,091,876
6.9	ILL provided to other libraries	359
6.10	Reciprocal borrowing - Checked out direct to other patrons	0
6.11	ILL received from other libraries	1,264
6.12	Bookmobile circulation	0
6.13	Bookmobile customer visits	0

Electronic Services #7.1-7.3

Internet Access

7.1	Number of Internet computers used by general public	233
7.2	Number of uses (sessions) of public Internet computers per year	210,741
7.3	Number of Wireless Sessions per year	0

Operating Revenue #8.1-8.17

Enter amounts in whole dollars only. Do not include carryover funds. Do not include E-Rate reimbursements in income or the value of any contributed or in-kind services, or the value of any non-monetary gifts or donations.

Local Revenue

8.1	Local government revenue	\$9,707,364
8.2	Other local revenue	\$199,061
8.2b	Source(s) of other local revenue	Donations, bookbags, FWCL
8.3	Total local revenue (8.1 + 8.2)	\$9,906,425

State Revenue

8.4	State collection development funds received in FY2017	\$7,013
8.5	Consolidated tax distribution	\$0
8.6	State bookmobile grant	N/A
8.7	Other state revenue	\$0
8.7b	Source(s) of other state revenue	
8.8	Total state revenue (8.4 + 8.5 + 8.6 + 8.7)	\$7,013
Federal Revenue		
8.9	LSTA grant funds	\$2,100
8.10	PILT (Payment in lieu of taxes)	\$0
8.11	Other federal revenue	\$0
8.11b	Source(s) of other federal revenue	
8.14	Total federal revenue (8.9 + 8.10 + 8.11)	\$2,100
Other Revenue		
8.15	Other revenue	\$0
8.15b	Source(s) of other revenue	
8.16	Total other revenue (8.2 + 8.15)	\$199,061
Total Operating Revenue		
8.17	Total operating revenue (8.1 + 8.8 + 8.14 + 8.16)	\$9,915,538

Capital Revenue and Expenditures #9.1-9.11

Include funds received and used for major capital expenditures such as site acquisition; new buildings, additions to buildings or renovation of library buildings; furnishings, equipment and initial collections for new buildings, additions, or renovations; library automation systems; new vehicles; or other major one-time projects. Exclude funds used for replacement and repair of existing furnishings and equipment; regular purchase of library materials; payments for regular operating costs such as utilities or insurance; income passed through to another agency; or funds unspent in the previous fiscal year (e.g. carryover.)

9.1	Local government capital revenue	\$0
9.2	State capital revenue	\$0
9.3	Federal capital revenue	\$0
9.4	Debt service	\$219,085
9.5	Other capital revenue	\$0
9.6	Total capital revenue (9.1 + 9.2 + 9.3 + 9.5)	\$0
9.7	Local capital expenditures	\$0
9.8	State and federal capital expenditures	\$0
9.9	Other capital expenditures	\$0
9.10	Debt service	\$219,085
9.11	Total capital expenditures (9.7 + 9.8 + 9.9)	\$0

Staff Expenditures #10.1-10.12

Staff Salaries and Wages

10.1	Local funds	\$6,294,825
10.2	State and federal funds	\$0
10.3	Other funds	\$0
10.4	Total (10.1 + 10.2 + 10.3)	\$6,294,825
Employee Benefits		
10.5	Local funds	\$3,469,897

10.6	State and federal funds	\$0
10.7	Other funds	\$0
10.8	Total (10.5 + 10.6 + 10.7)	\$3,469,897
Total Staff Expenditures		
10.9	Local funds (10.1 + 10.5)	\$9,764,722
10.10	State and federal funds (10.2 + 10.6)	\$0
10.11	Other funds (10.3 + 10.7)	\$0
10.12	Total (10.9 + 10.10 + 10.11)	\$9,764,722

Collection Expenditures #11.0-11.26

Include all operating expenditures from the library budget for all materials: print, microform, electronic and other formats considered part of the collection, whether purchased, leased, or licensed. Exclude charges or fees for interlibrary loans and expenditures for document delivery.

11.0	State Collection Development funds expended in FY2017	\$7,013
------	--	---------

Print Materials (exclude serial subscription/microforms)

11.1	Local funds	\$381,086
11.2	State and federal funds	\$8,013
11.3	Other funds	\$48,576
11.4	Total (11.1 + 11.2 + 11.3)	\$437,675

Serial Subscriptions (current serial subscriptions, serial backfiles, government documents, microforms)

11.5	Local funds	\$51,807
11.6	State and federal funds	\$0
11.7	Other funds	\$0
11.8	Total (11.5 + 11.6 + 11.7)	\$51,807
11.9	Total Print and Serial (11.4 + 11.8)	\$489,482

Electronic Format Materials

11.10	Local funds	\$336,926
11.11	State and federal funds	\$0
11.12	Other funds	\$19,355
11.13	Total (11.10 + 11.11 + 11.12)	\$356,281

Audiovisual Materials

11.14	Local funds	\$130,740
11.15	State and federal funds	\$0
11.16	Other funds	\$0
11.17	Total (11.14 + 11.15 + 11.16)	\$130,740

Other

11.18	Local funds	\$4,235
11.19	State and federal funds	\$0
11.20	Other funds	\$0
11.21	Total (11.18 + 11.19 + 11.20)	\$4,235
11.22	Total AV and Other (11.17 + 11.21)	\$134,975

Total Collection Expenditures

11.23	Local funds (11.1 + 11.5 + 11.10 + 11.14 + 11.18)	\$904,794
11.24	State and federal funds (11.2 + 11.6 + 11.11 + 11.15 + 11.19)	\$8,013
11.25	Other funds (11.3 + 11.7 + 11.12 + 11.16 + 11.20)	\$67,931

11.26 Total (11.23 + 11.24 + 11.25) \$980,738

Other Operating Expenditures #12.1-12.24

Preservation

12.1 Local funds \$0
12.2 State and federal funds \$0
12.3 Other funds \$0
12.4 Total (12.1 + 12.2 + 12.3) \$0

Plant Operation and Maintenance

12.5 Local funds \$0
12.6 State and federal funds \$0
12.7 Other funds \$0
12.8 Total (12.5 + 12.6 + 12.7) \$0

Furniture and Equipment

12.9 Local funds \$26,680
12.10 State and federal funds \$0
12.11 Other funds \$0
12.12 Total (12.9 + 12.10 + 12.11) \$26,680

Computer Equipment

12.13 Local funds \$247,174
12.14 State and federal funds \$0
12.15 Other funds \$0
12.16 Total (12.13 + 12.14 + 12.15) \$247,174

Other

12.17 Local funds \$0
12.18 State and federal funds \$4,023
12.19 Other funds \$0
12.20 Total (12.17 + 12.18 + 12.19) \$4,023

Total Other Operating

12.21 Local funds (12.1 + 12.5 + 12.9 + 12.13 +
12.17) \$273,854
12.22 State and federal funds (12.2 + 12.6 + 12.10
+ 12.14 + 12.18) \$4,023
12.23 Other funds (12.3 + 12.7 + 12.11 + 12.15 +
12.19) \$0
12.24 Total (12.21 + 12.22 + 12.23) \$277,877

Total Operating Expenditures #13.1-13.5

13.1 Local funds (10.9 + 11.23 + 12.21) \$10,943,370
13.2 State and federal funds (10.10 + 11.24 +
12.22) \$12,036
13.3 Other funds (10.11 + 11.25 + 12.23) \$67,931
13.4 Total (13.1 + 13.2 + 13.3) \$11,023,337
13.5 Percentage of local operating expenditures
for local collection development (11.23 ÷
13.1) 0.08

For State Library Use Only #14.1-14.7

14.1	Interlibrary relationship code	NO
14.2	Legal basis code	CO
14.3	Administrative structure code	MO
14.4	Meets PLSC public library definition?	Y
14.5	Geographic code	CO1
14.6	County	WASHOE
14.7	Legal service area boundary change?	N

Outlet Data #15.1-15.15

Report hours for this location only. Include hours the outlet is open for public service. For bookmobiles, count only the hours during which the bookmobile is open to the public. Exclude hours that the location was closed for holidays and any extensive hours that the library was closed to the public due to natural disasters or other events even if the staff was scheduled to work.

15.1	LIB ID	NV0025-18
15.2	PLSC ID	NV0025
15.3	Outlet name	DUNCAN-TRANER COMMUNITY LIBRARY
15.4	Street address	1650 CARVILLE DRIVE
15.5	City	RENO
15.6	County of the outlet	WASHOE
15.7	Zip code	89512
15.8	Telephone number (enter numbers without punctuation or spacing)	(775) 333-5134
15.9	Outlet type code	BR
15.10	Number of bookmobiles (Complete only in the bookmobile record)	
15.11	Square footage (Input "-3" in the bookmobile record)	3,200
15.12	Number of public service hours per year	448
15.13	Number of weeks per year library is open	52
15.14	Type of Internet connection (at this outlet)	Other
15.15	Internet connection speed (at this outlet)	
15.1	LIB ID	NV0025-02
15.2	PLSC ID	NV0025
15.3	Outlet name	GERLACH COMMUNITY LIBRARY
15.4	Street address	555 E. SUNSET
15.5	City	GERLACH
15.6	County of the outlet	WASHOE
15.7	Zip code	89412
15.8	Telephone number (enter numbers without punctuation or spacing)	(775) 557-2326
15.9	Outlet type code	BR
15.10	Number of bookmobiles (Complete only in the bookmobile record)	
15.11	Square footage (Input "-3" in the bookmobile record)	2,053
15.12	Number of public service hours per year	755
15.13	Number of weeks per year library is open	52
15.14	Type of Internet connection (at this outlet)	School District

15.15	Internet connection speed (at this outlet)	
15.1	LIB ID	NV0025-03
15.2	PLSC ID	NV0025
15.3	Outlet name	INCLINE VILLAGE LIBRARY
15.4	Street address	845 ALDER AVE
15.5	City	INCLINE VILLAGE
15.6	County of the outlet	WASHOE
15.7	Zip code	89451
15.8	Telephone number (enter numbers without punctuation or spacing)	(775) 832-4130
15.9	Outlet type code	BR
15.10	Number of bookmobiles (Complete only in the bookmobile record)	
15.11	Square footage (Input "-3" in the bookmobile record)	10,700
15.12	Number of public service hours per year	1,946
15.13	Number of weeks per year library is open	52
15.14	Type of Internet connection (at this outlet)	
15.15	Internet connection speed (at this outlet)	
15.1	LIB ID	NV0025-04
15.2	PLSC ID	NV0025
15.3	Outlet name	NORTH VALLEYS LIBRARY
15.4	Street address	1075 NORTH HILLS BLVD. #340
15.5	City	RENO
15.6	County of the outlet	WASHOE
15.7	Zip code	89506
15.8	Telephone number (enter numbers without punctuation or spacing)	(775) 972-0281
15.9	Outlet type code	BR
15.10	Number of bookmobiles (Complete only in the bookmobile record)	
15.11	Square footage (Input "-3" in the bookmobile record)	9,178
15.12	Number of public service hours per year	2,112
15.13	Number of weeks per year library is open	52
15.14	Type of Internet connection (at this outlet)	
15.15	Internet connection speed (at this outlet)	
15.1	LIB ID	NV0025-14
15.2	PLSC ID	NV0025
15.3	Outlet name	NORTHWEST RENO LIBRARY
15.4	Street address	2325 ROBB DRIVE
15.5	City	RENO
15.6	County of the outlet	WASHOE
15.7	Zip code	89523
15.8	Telephone number (enter numbers without punctuation or spacing)	(775) 787-4100
15.9	Outlet type code	BR
15.10	Number of bookmobiles (Complete only in the bookmobile record)	

15.11	Square footage (Input "-3" in the bookmobile record)	28,364
15.12	Number of public service hours per year	2,496
15.13	Number of weeks per year library is open	52
15.14	Type of Internet connection (at this outlet)	
15.15	Internet connection speed (at this outlet)	
15.1	LIB ID	NV0025-06
15.2	PLSC ID	NV0025
15.3	Outlet name	SENIOR CENTER LIBRARY
15.4	Street address	1155 EAST 9TH STREET
15.5	City	RENO
15.6	County of the outlet	WASHOE
15.7	Zip code	89512
15.8	Telephone number (enter numbers without punctuation or spacing)	(775) 328-2586
15.9	Outlet type code	BR
15.10	Number of bookmobiles (Complete only in the bookmobile record)	
15.11	Square footage (Input "-3" in the bookmobile record)	800
15.12	Number of public service hours per year	1,002
15.13	Number of weeks per year library is open	52
15.14	Type of Internet connection (at this outlet)	
15.15	Internet connection speed (at this outlet)	
15.1	LIB ID	NV0025-05
15.2	PLSC ID	NV0025
15.3	Outlet name	SIERRA VIEW LIBRARY
15.4	Street address	4001 S. VIRGINIA (RENO TOWN MALL)
15.5	City	RENO
15.6	County of the outlet	WASHOE
15.7	Zip code	89502
15.8	Telephone number (enter numbers without punctuation or spacing)	(775) 827-3232
15.9	Outlet type code	BR
15.10	Number of bookmobiles (Complete only in the bookmobile record)	
15.11	Square footage (Input "-3" in the bookmobile record)	28,280
15.12	Number of public service hours per year	2,470
15.13	Number of weeks per year library is open	52
15.14	Type of Internet connection (at this outlet)	
15.15	Internet connection speed (at this outlet)	
15.1	LIB ID	NV0025-10
15.2	PLSC ID	NV0025
15.3	Outlet name	SOUTH VALLEYS LIBRARY
15.4	Street address	15650A WEDGE PARKWAY
15.5	City	RENO
15.6	County of the outlet	WASHOE
15.7	Zip code	89511

15.8	Telephone number (enter numbers without punctuation or spacing)	(775) 851-5190
15.9	Outlet type code	BR
15.10	Number of bookmobiles (Complete only in the bookmobile record)	
15.11	Square footage (Input "-3" in the bookmobile record)	17,500
15.12	Number of public service hours per year	2,524
15.13	Number of weeks per year library is open	52
15.14	Type of Internet connection (at this outlet)	
15.15	Internet connection speed (at this outlet)	
15.1	LIB ID	NV0025-07
15.2	PLSC ID	NV0025
15.3	Outlet name	SPARKS LIBRARY
15.4	Street address	1125 12TH STREET
15.5	City	SPARKS
15.6	County of the outlet	WASHOE
15.7	Zip code	89431
15.8	Telephone number (enter numbers without punctuation or spacing)	(775) 352-3200
15.9	Outlet type code	BR
15.10	Number of bookmobiles (Complete only in the bookmobile record)	
15.11	Square footage (Input "-3" in the bookmobile record)	22,832
15.12	Number of public service hours per year	2,496
15.13	Number of weeks per year library is open	52
15.14	Type of Internet connection (at this outlet)	
15.15	Internet connection speed (at this outlet)	
15.1	LIB ID	NV0025-09
15.2	PLSC ID	NV0025
15.3	Outlet name	VERDI COMMUNITY LIBRARY
15.4	Street address	270 BRIDGE STREET
15.5	City	VERDI
15.6	County of the outlet	WASHOE
15.7	Zip code	89439
15.8	Telephone number (enter numbers without punctuation or spacing)	(775) 345-8104
15.9	Outlet type code	BR
15.10	Number of bookmobiles (Complete only in the bookmobile record)	
15.11	Square footage (Input "-3" in the bookmobile record)	3,184
15.12	Number of public service hours per year	558
15.13	Number of weeks per year library is open	52
15.14	Type of Internet connection (at this outlet)	
15.15	Internet connection speed (at this outlet)	
15.1	LIB ID	NV0025-01
15.2	PLSC ID	NV0025

15.3	Outlet name	DOWNTOWN RENO LIBRARY
15.4	Street address	301 S CENTER ST
15.5	City	RENO
15.6	County of the outlet	WASHOE
15.7	Zip code	89501
15.8	Telephone number (enter numbers without punctuation or spacing)	(775) 327-8300
15.9	Outlet type code	CE
15.10	Number of bookmobiles (Complete only in the bookmobile record)	
15.11	Square footage (Input "-3" in the bookmobile record)	58,825
15.12	Number of public service hours per year	2,221
15.13	Number of weeks per year library is open	52
15.14	Type of Internet connection (at this outlet)	
15.15	Internet connection speed (at this outlet)	
15.1	LIB ID	NV0025-12
15.2	PLSC ID	NV0025
15.3	Outlet name	SPANISH SPRINGS LIBRARY
15.4	Street address	7100A PYRAMID LAKE HWY
15.5	City	SPARKS
15.6	County of the outlet	WASHOE
15.7	Zip code	89436
15.8	Telephone number (enter numbers without punctuation or spacing)	(775) 424-1840
15.9	Outlet type code	BR
15.10	Number of bookmobiles (Complete only in the bookmobile record)	
15.11	Square footage (Input "-3" in the bookmobile record)	30,000
15.12	Number of public service hours per year	2,216
15.13	Number of weeks per year library is open	52
15.14	Type of Internet connection (at this outlet)	
15.15	Internet connection speed (at this outlet)	

Summer Reading Program #16.1-16.22

Report figures for June, July, August, 2017

Number of Summer Reading Program participants by age group who started the programs:

16.1	Infant to 5 years	796
16.2	6 years to 11 years	1,799
16.3	12 years through 18 years	343
16.4	19 years and older	1,131
16.5	Total (16.1 + 16.2 + 16.3 + 16.4)	4,069

Participants by age who completed the programs

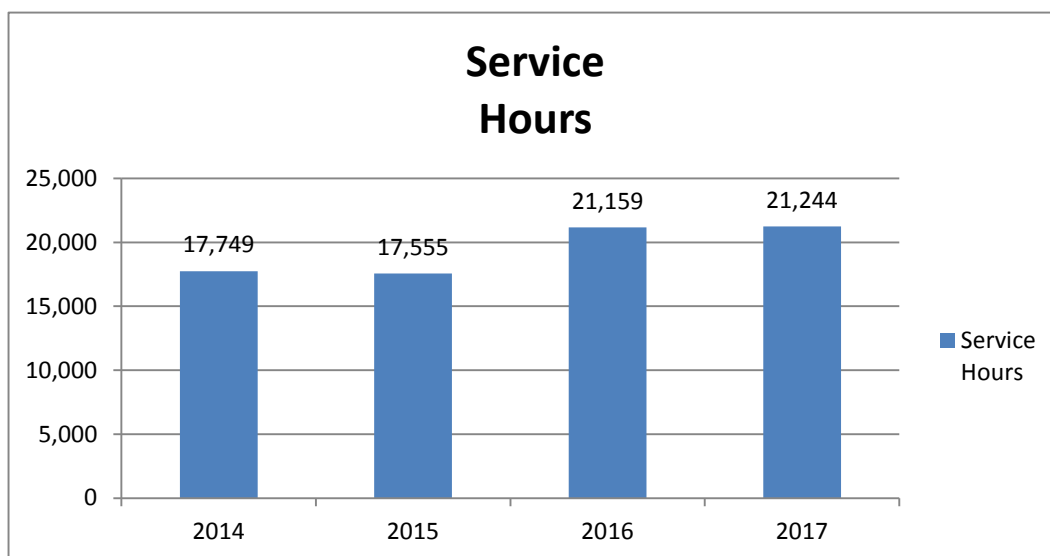
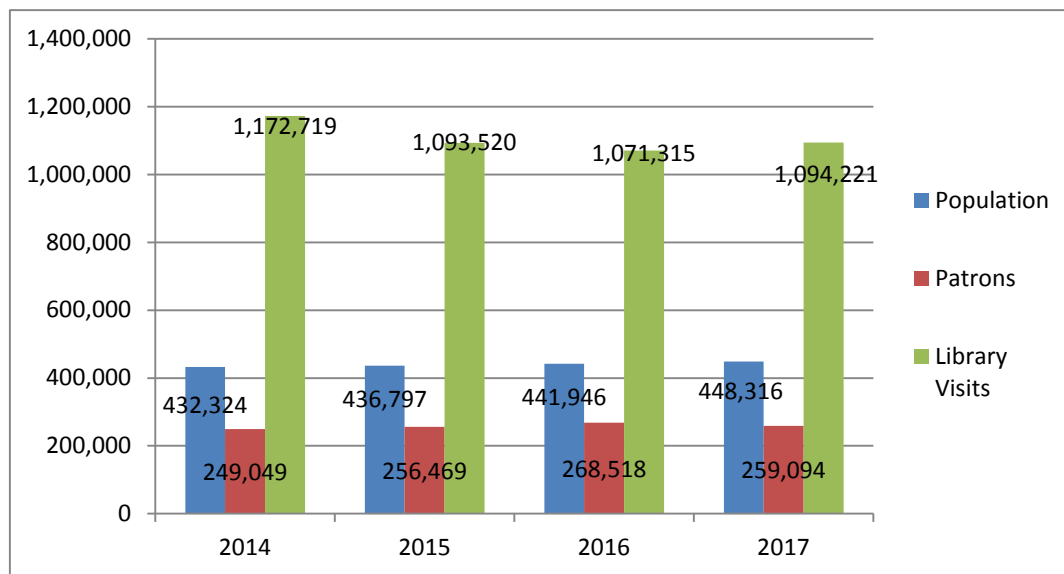
16.6	Infant to 5 years	164
16.7	6 years to 11 years	326
16.8	12 years through 18 years	71
16.9	19 years and older	122

16.10	Total (16.6 + 16.7 + 16.8 + 16.9)	683
Summer Reading Programs - Library Programs		
16.11	Number of family programs	522
16.12	Number of programs for toddlers/preschoolers	
16.13	Number of programs for school aged	
16.14	Number of programs for young adults	6
16.15	Number of programs for adults	202
16.16	Total (16.11 + 16.12 + 16.13 + 16.14 + 16.15)	730
16.17	Circulation of children's materials during Summer Reading Program	127,699
Funds Supporting Summer Reading Program		
16.18	Local Library SRP budget	\$0
16.19	LSTA funds used for Summer Reading Program:	
	Include any LSTA grant monies which were used for Summer Reading Program. Do not include funds which were spent for collections.	\$2,500
16.20	Contributions/Donations	\$20,000
16.21	In-Kind	\$0
16.22	Total (16.18 + 16.19 + 16.20 + 16.21)	\$22,500

4 Year Comparison of Major Bibliostat Metrics

	Population	Patrons	Library Visits	Computer Usage
2014	432,324	249,049	1,172,719	270,924
2015	436,797	256,469	1,093,520	270,281
2016	441,946	268,518	1,071,315	267,931
2017	448,316	259,094	1,094,221	210,741

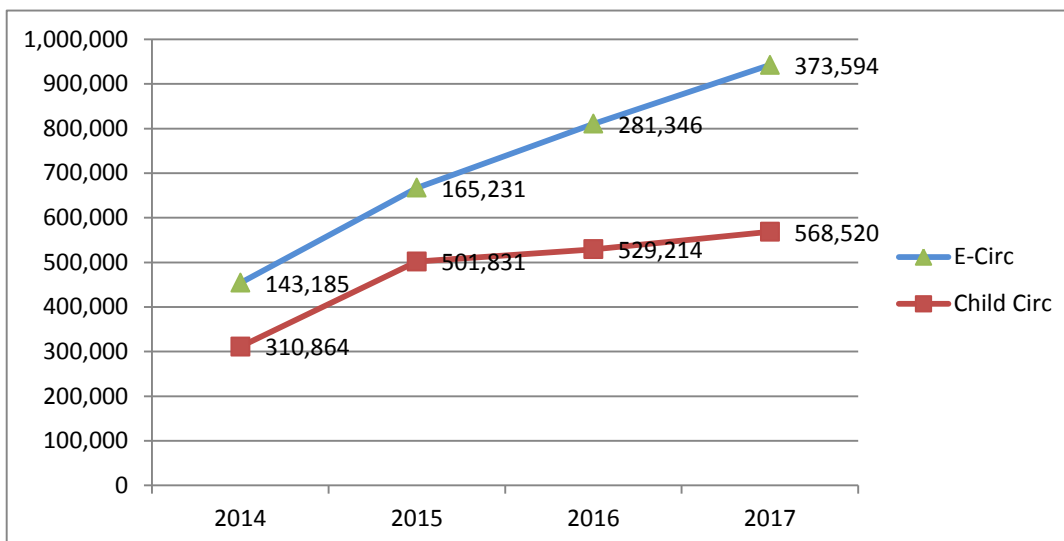
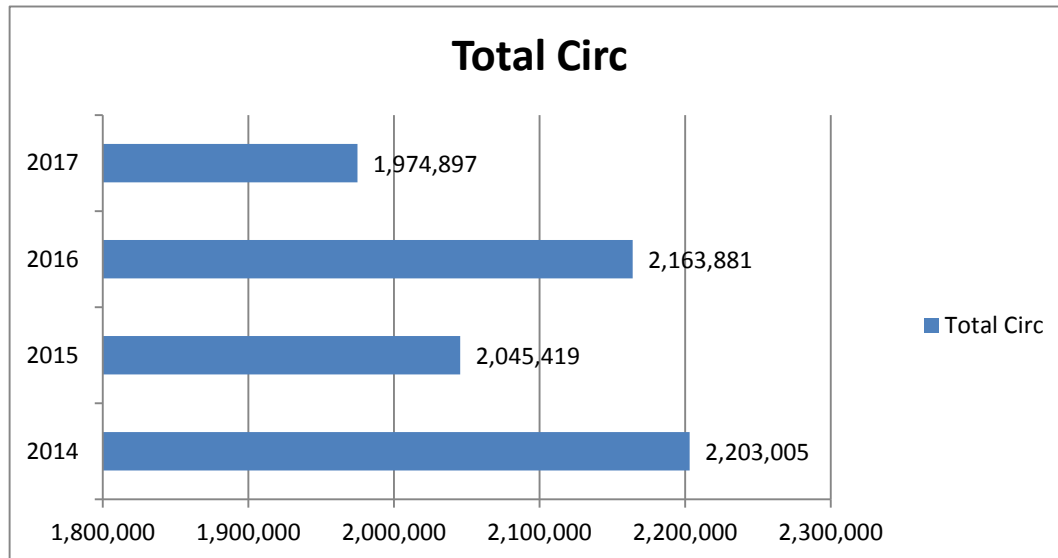
Service Hours	Full Time Employees
17,749	104
17,555	104
21,159	118
21,244	109



4 Year Comparison of Major Bibliostat Metrics

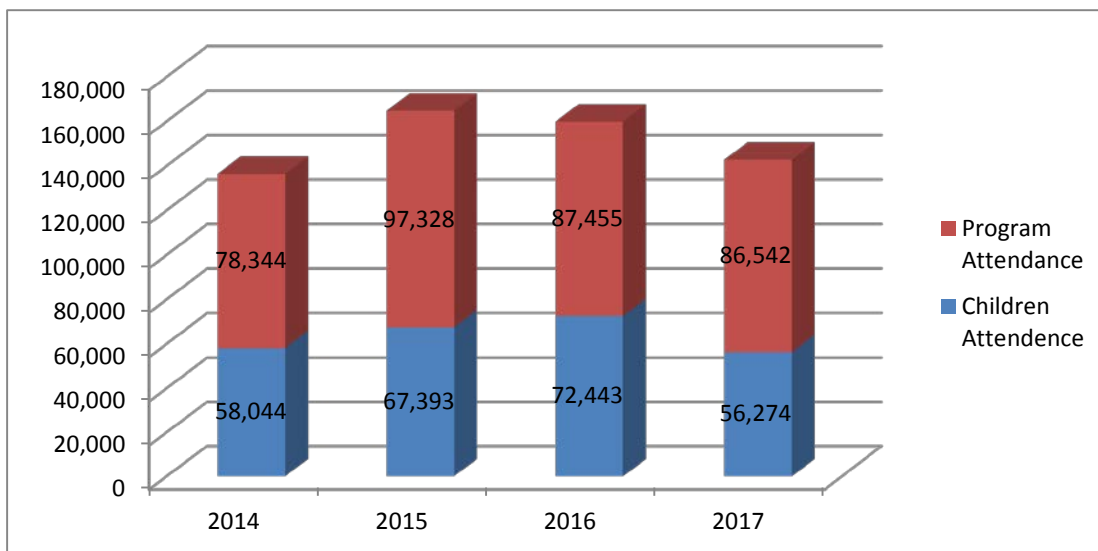
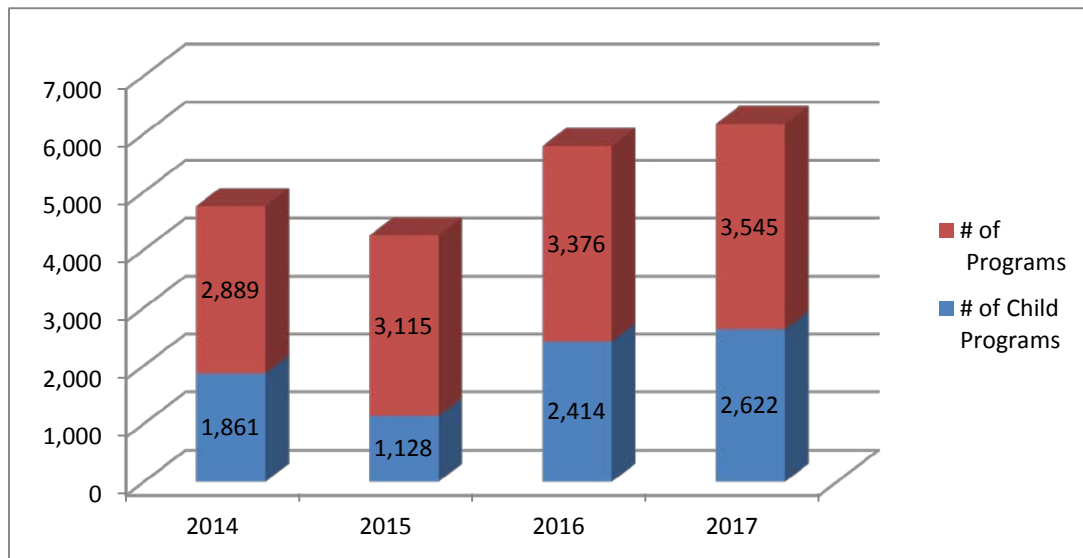
	Total Circ	Child Circ	E-Circ	Reference
2014	2,203,005	310,864	143,185	216,156
2015	2,045,419	501,831	165,231	236,353
2016	2,163,881	529,214	281,346	294,021
2017	1,974,897	568,520	373,594	264,540

Budget	Collection Dev \$
\$9,970,888	\$726,778
\$9,858,251	\$617,394
\$10,457,909	\$913,579
\$11,023,337	\$980,738.00



4 Year Comparison of Major Bibliostat Metrics

	# of Child Programs	Children Attendance	# of Programs	Program Attendance
2014	1,861	58,044	2,889	78,344
2015	1,128	67,393	3,115	97,328
2016	2,414	72,443	3,376	87,455
2017	2,622	56,274	3,545	86,542



WASHOE COUNTY LIBRARY SYSTEM

DEPARTMENT MONTHLY EXPENDITURE COMPARISON REPORT

GENERAL FUND

8-Feb-18

F/Y 2017 / 2018

CURRENT YEAR

PRIOR YEAR

<u>TITLE</u>	<u>BUDGET</u>	<u>EXPENDITURE</u>	<u>BALANCE</u>	<u>%</u>	<u>BUDGET</u>	<u>EXPENDITURE</u>	<u>BALANCE</u>	<u>%</u>
SALARIES/WAGES	\$ 5,714,656	\$ 3,286,335	\$ 2,428,321	58%	\$ 5,450,444	\$ 3,189,753	\$ 2,260,691	59%
EMPLOYEE BENEFITS	\$ 3,163,491	\$ 1,832,453	\$ 1,331,038	58%	\$ 3,003,191	\$ 1,791,460	\$ 1,211,731	60%
SERVICES & SUPPLIES	\$ 884,281	\$ 527,153	\$ 357,128	60%	\$ 857,140	\$ 483,315	\$ 373,825	56%
CAPITAL OUTLAY	\$ 96,000							
	=====	=====	=====	=====	=====	=====	=====	=====
TOTAL:	\$ 9,858,428	\$ 5,645,941	\$ 4,212,487	57%	\$ 9,310,775	\$ 5,464,528	\$ 3,846,247	59%

WASHOE COUNTY LIBRARY SYSTEM

DEPARTMENT MONTHLY EXPENDITURE COMPARISON REPORT

WC-1 / EXPANSION FUND

8-Feb-18

F/Y 2017 / 2018


CURRENT YEAR

PRIOR YEAR

<u>TITLE</u>	<u>BUDGET</u>	<u>EXPENDITURE</u>	<u>BALANCE</u>	<u>%</u>	<u>BUDGET</u>	<u>EXPENDITURE</u>	<u>BALANCE</u>	<u>%</u>
SALARIES/WAGES	\$ 918,300	\$ 518,002	\$ 400,298	56%	\$ 868,989	\$ 502,712	\$ 366,277	58%
EMPLOYEE BENEFITS	\$ 488,937	\$ 276,643	\$ 212,294	57%	\$ 450,274	\$ 267,598	\$ 182,676	59%
SERVICES & SUPPLIES	\$ 1,204,650	\$ 700,203	\$ 504,447	58%	\$ 1,103,603	\$ 711,600	\$ 392,003	64%
CAPITAL OUTLAY			\$ -					
TOTAL:	\$ 2,611,887	\$ 1,494,848	\$ 1,117,039	57%	\$ 2,422,866	\$ 1,481,910	\$ 940,956	61%

UPDATED: GIFT FUND BALANCE AS OF JANUARY 31, 2018

<u>BRANCH</u>	<u>TOTAL</u>	<u>DESIGNATED RESTRICTED USE</u>	<u>AVAILABLE GENERAL</u>
CHILDREN'S COORDINATOR	\$ 11,072.48	\$ 11,072.48	\$ -
DOWNTOWN RENO	\$ 5,307.30	\$ 3,039.91	\$ 2,267.39
DUNCAN / TRANER	\$ 2,059.89	\$ 1,607.20	\$ 452.69
GERLACH	\$ -	\$ -	\$ -
INCLINE	\$ 8,997.19	\$ 4,313.90	\$ 4,683.29
INTERNET	\$ -	\$ -	\$ -
NORTHWEST	\$ 3,566.91	\$ 253.65	\$ 3,313.26
NORTH VALLEYS	\$ 1,856.05	\$ 497.70	\$ 1,358.35
SENIOR CENTER	\$ 7.80	\$ -	\$ 7.80
SIERRA VIEW	\$ 4,627.03	\$ -	\$ 4,627.03
SOUTH VALLEYS	\$ 4,350.65	\$ 711.81	\$ 3,638.84
SPANISH SPRINGS	\$ 9,589.59	\$ 1,469.39	\$ 8,120.20
SPARKS	\$ 13,531.42	\$ -	\$ 13,531.42
SYSTEMS OFFICE	\$ 77,692.48	\$ 77,556.04	\$ 136.44
SYSTEMWIDE	\$ 461,282.97	\$ 460,370.92	\$ 912.05
SYSTEMWIDE INTEREST	\$ 9,225.69	\$ -	\$ 9,225.69
TECHNICAL SERVICES	\$ 60,433.06	\$ 60,371.95	\$ 61.11
VERDI	\$ 373.39	\$ -	\$ 373.39
TOTALS:	\$ 673,973.90	\$ 621,264.95	\$ 52,708.95



Washoe County Library System

Budget Review

February 2018

Connect

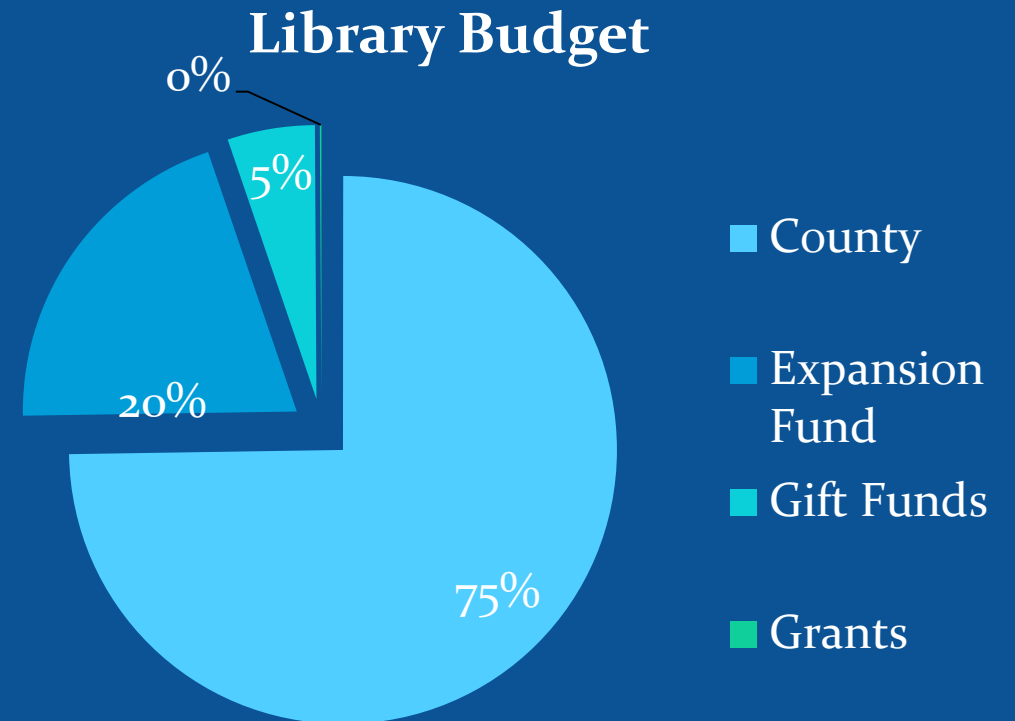
Gather

Explore

Budget

■ Funding Sources for Library

- County: \$9,759,079
 - Source=General Fund
- Expansion Fund: \$2,611,887
 - Source=Special Property Tax
- Total Budget: \$12,370,966
- Other Sources:
 - Gift Funds: \$673,973
 - Friends, Donations, Endowments, Non-profits, Wishing Wells
- Grants: \$121,153
 - \$3,000: Nevada State Library Grant (STEAM)
 - \$96,000: Nevada State Library Grant (AMH)
 - \$121,153: Nevada State Library Grant (Collections)

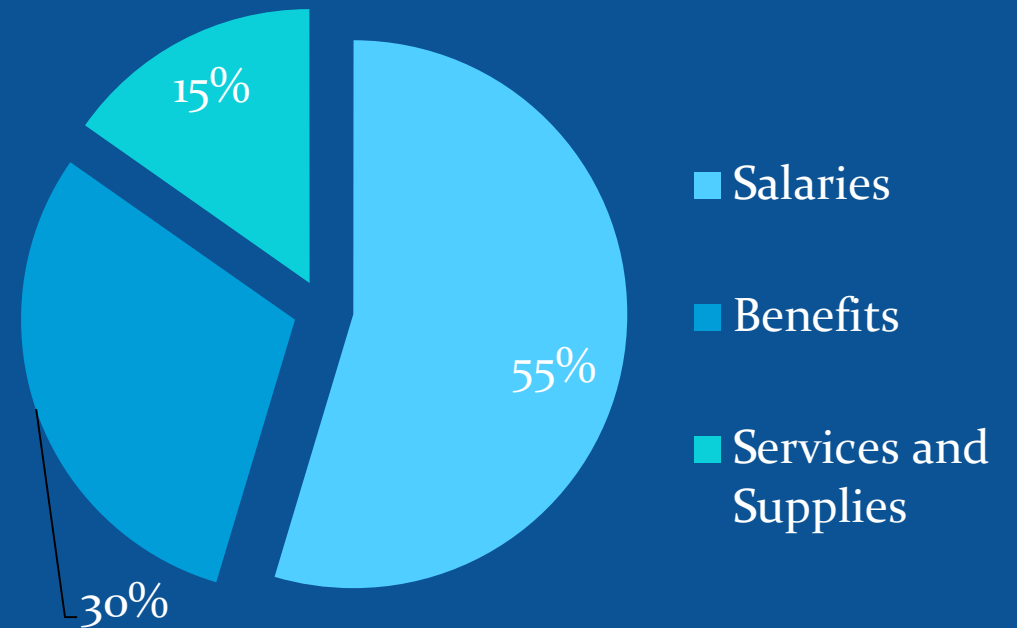


Budget

- Budget Expenditures

- Salaries \$6,632,956
- Benefits \$3,652,427
- Services and Supplies \$1,852,584

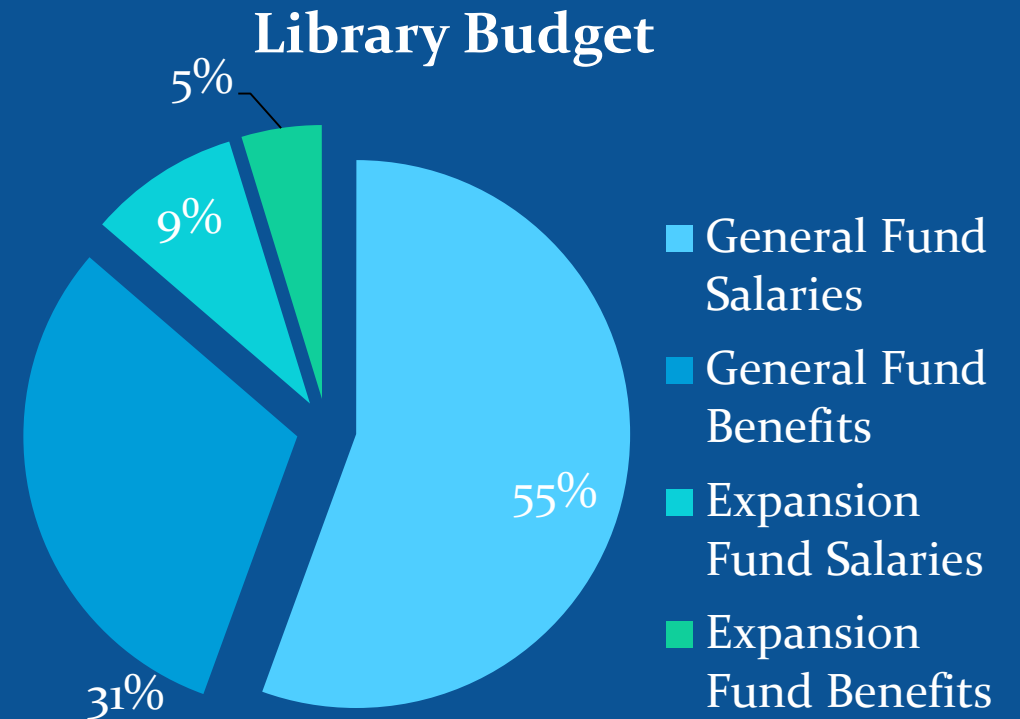
Library Budget



Budget

- Budget Expenditures

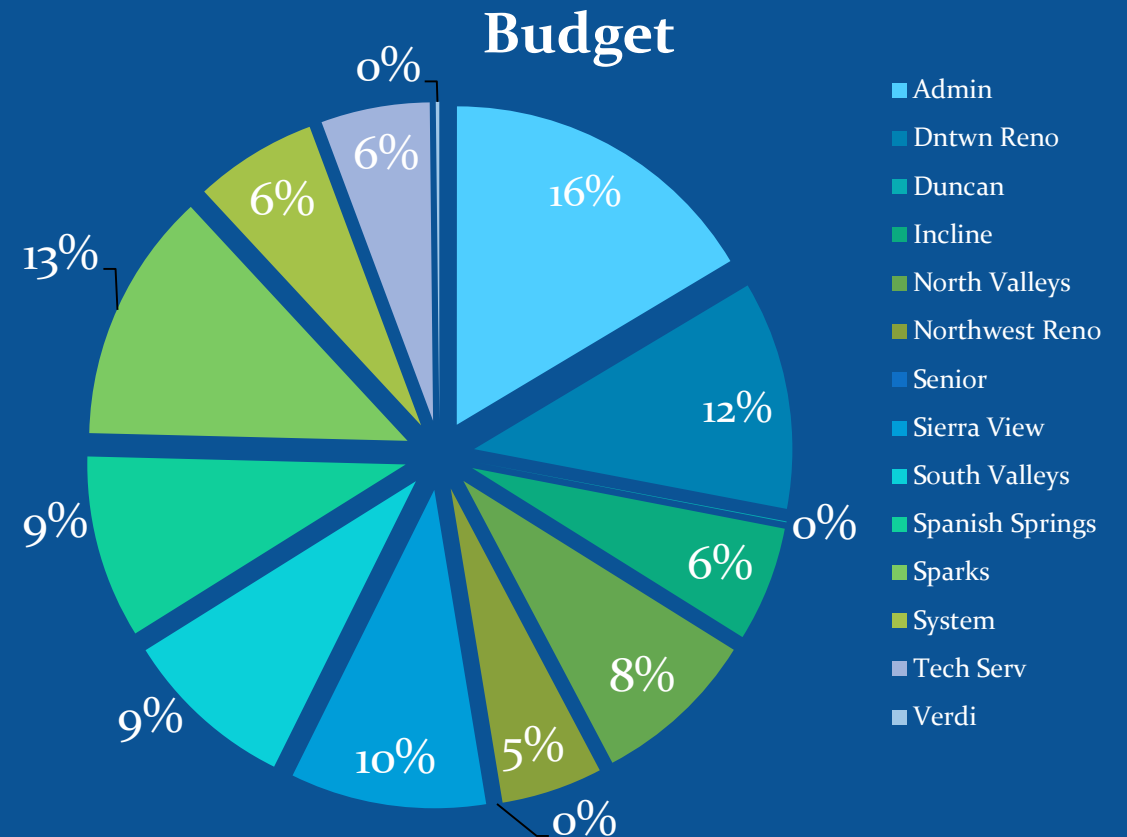
- General Fund Salaries \$5,714,656
- General Fund Benefits \$3,163,490
- Expansion Fund Salaries \$918,300
- Expansion Fund Benefits \$488,937



Cost Centers

General Fund: 14 Cost Centers

▪ Admin	\$1,603,440
▪ Downtown Reno	\$1,128,894
▪ Duncan	\$4,722
▪ Incline	\$570,394
▪ North Valleys	\$816,118
▪ Northwest Reno	\$502,332
▪ Senior	\$0
▪ Sierra View	\$970,112
▪ South Valleys	\$856,261
▪ Spanish Springs	\$905,323
▪ Sparks	\$1,239,622
▪ System	\$607,281
▪ Tech Serv	\$537,266
▪ Verdi	\$17,315
▪ (note that staff costs for Senior Center, Verdi, and Duncan-Traner Libraries are in the budget of the branch staffing them)	



Cost Centers

General Fund: 14 Cost Centers

- **General Fund Cost Centers Mainly Consist:**

- Salaries and Benefits
- Operating and Office Supplies
- Copy Machine Expenses
- Property and Liability
- Equipment Services expenditures
- Service Contracts
- Equipment Non-Capital

- **The Branch Cost Centers mainly consist:**

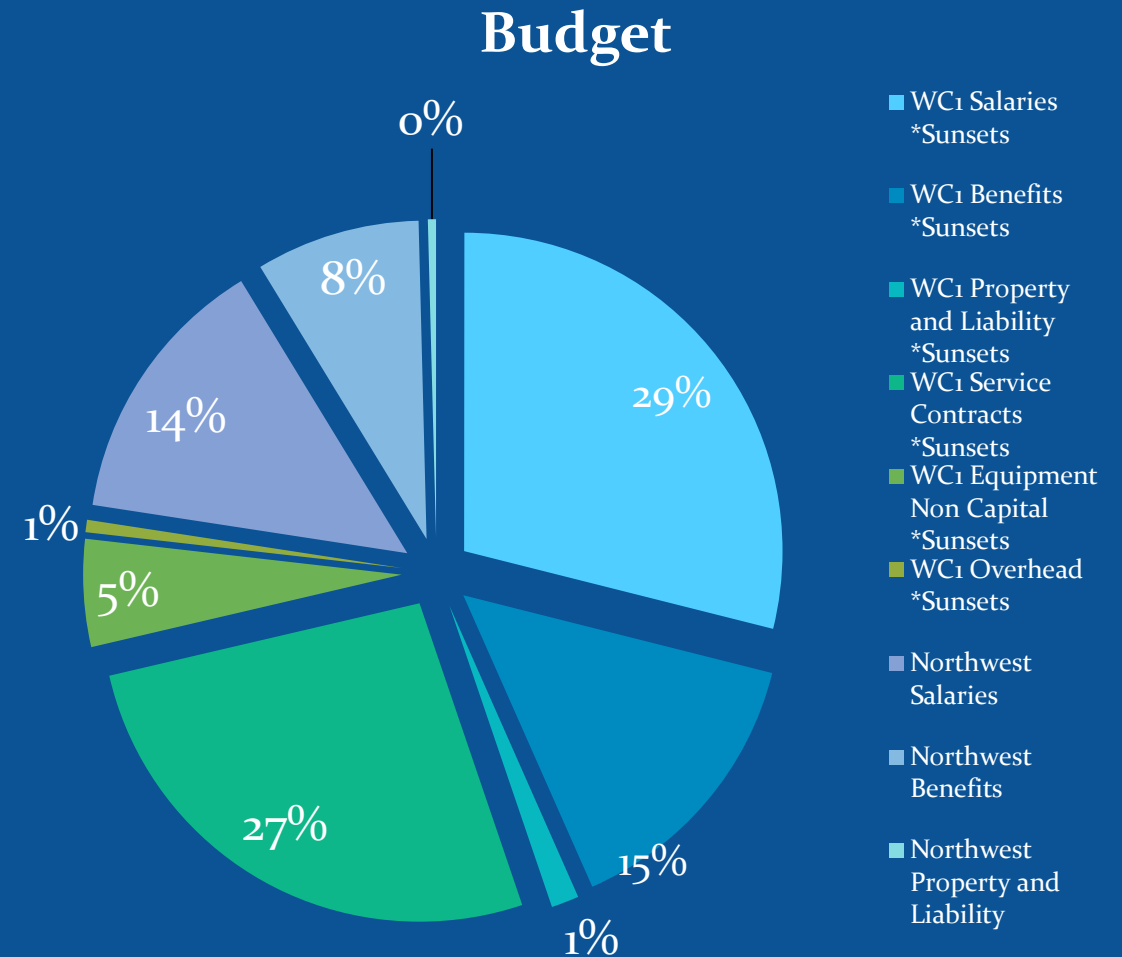
- Salaries and Benefits
- Utilities
- Mileage

- **Additionally, Sierra View and North Valleys cost centers include leasing costs.**

Cost Centers

Expansion Fund: 2 Cost Centers

▪ WC1 Salaries	\$621,047
▪ WC1 Benefits	\$310,291
▪ WC1 Property and Liability	\$ 30,091
▪ WC1 Service Contracts	\$570,394
▪ WC1 Equipment Non-Capital	\$117,050
▪ WC1 Overhead	\$ 13,474
▪ **WC1 Tax Override Sunsets in 2024	
▪ Northwest Reno Salaries	\$297,253
▪ Northwest Reno Benefits	\$178,646
▪ Northwest Reno Property and Liability	\$ 8,835




Cost Centers

Expansion Fund: 2 Cost Centers

- WC-1 Tax Override (From special property tax), consists of:
 - Salaries and Benefits
 - Operating and Office Supplies
 - Property and Liability
 - Service Contracts
 - Equipment Non-Capital
 - Line items specific to County, not the Library, such as an Overhead Line item
- **Sunsets 2024

- Northwest Reno Expansion (used to build Northwest Reno)
 - Salaries and Benefits
 - Mileage expense
 - Property and Liability



Thank you!

Connect

Gather

Explore

LETTERS TO THE EDITOR

County library staff provides excellent service

To Reno Mayor Schieve:

There's a national treasure right here in Reno — the Washoe County Library System.

I'm sure you are already aware of that. But, as a retired 20-year Marine Corps veteran now living in Reno, I feel compelled to bring the outstanding service of this great staff to your attention.

I visit almost every day, and see them graciously and compassionately handle the gamut of customer's needs. And always with intelligence and a calm smile, no matter what the issue is. The smile I see when greeted upon opening is at times the only smile I see throughout the rest of my day outside of the library. It is greatly appreciated.

Quite frankly, they have way more patience for whatever happens (on a daily basis) than I could ever muster up. Bravo.

In the Marine Corps, we say "Semper Paratus" — short for *Semper Fidelis* — which is our motto. It means "always faithful." Let me say to you, and the staff of the Washoe County Library System: Semper Paratus!

Carl Wesley Moulton, Reno

at

2-

1-

Free information is available